



# WOODWORKS GRILLE

Warm, natural  
&  
sustainable



### BENEFITS

- Rapidly renewable natural bamboo core
- Warm natural bamboo finish
- Install on the ceiling, on the wall, or create 90° angled ceiling-to-wall transitions
- Easy installation with dowel or backer
- 2 pre-designed panels (8 & 6 slats) with 2 slat heights (35 & 57mm) options

### APPLICATION AREAS

- Lobbies
- Reception Areas
- Retail Spaces
- Cafeterias
- Conference Rooms
- Closed Offices



### COLOR SELECTION\*



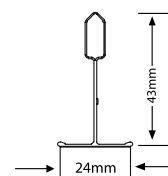
Natural Bamboo  
(NA)



Carbonized Bamboo  
(CA)

\*Due to printing limitations, shades color may vary from actual product.  
Safety Note: Please handle the samples carefully due to sharp edges.

### SUSPENSION SYSTEM

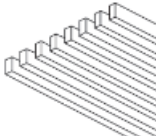
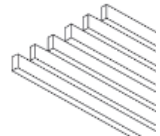


Prelude 43

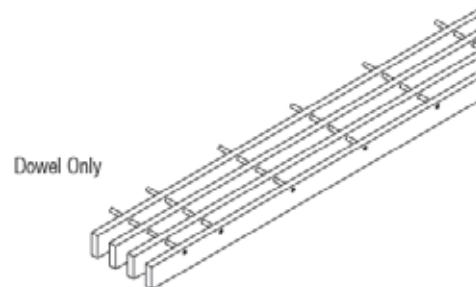
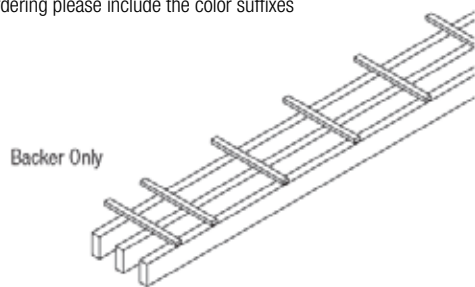
(Black Recommended)

# PRODUCT SELECTION

## Visual Selection

Edge Profile	Item No.	No. of Blades per panel	Slat Width	Slat Height	Slat placing (Nominal)	Dimensions Nominal WxLxH
Backer	WG3FBAC_ _ *	8 	16mm	35mm	37.5mm (O.C.)	300x2400x35mm
Dowel	WG3FDOW_ _ *	6 	16mm	57mm	50mm (O.C.)	300x2400x57mm

\* While specifying or ordering please include the color suffixes

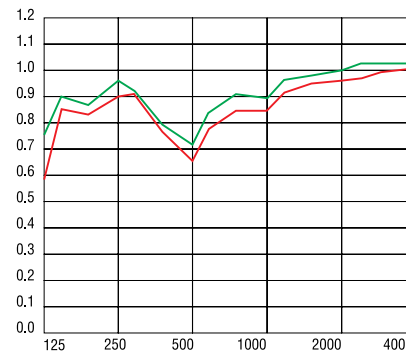


# The above images are for illustration purpose only








## ACOUSTICAL PERFORMANCE

WoodWorks Grille will have a NRC of 0.85 when installed with Optra Black Glasswool (15mm & 20mm thick) infill panels

NRC	Frequency (Hz)							
	125	250	500	1000	2000	4000		
For 15mm	0.85	0.58	0.90	0.65	0.84	0.96	1.01	
For 20mm	0.90	0.75	0.96	0.72	0.89	1.0	1.03	

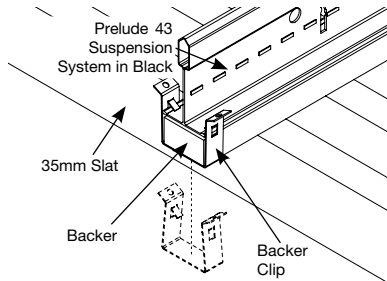


## ACCESSORIES

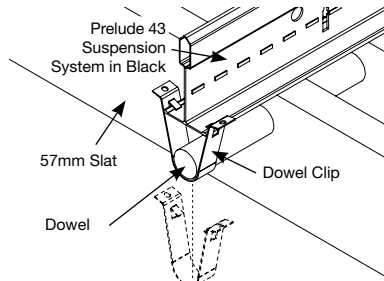
	Item No.	Description	Dimensions Nominal WxLxH	Color
	WG3FLED_ _ *	Ledger	24x2400x6.5mm	Natural / Carbonized Bamboo
	WG3FJN8_ _ *	Junction for 8 Blade Backer Panel	38x2400x44mm	Natural / Carbonized Bamboo
	WG3FJN6_ _ *	Junction for 6 Blade Dowel Panel	38x2400x64mm	Natural / Carbonized Bamboo
	WG3FEC8_ _ *	Edge Cap for 8 Blade Backer Panel	19x2400x44mm	Natural / Carbonized Bamboo
	WG3FEC6_ _ *	Edge Cap for 6 Blade Dowel Panel	19x2400x64mm	Natural / Carbonized Bamboo
	BP5687	Backer Clip	NA	Black
	BP5688	Dowel Clip	NA	Black

\* While specifying or ordering please include the color suffixes

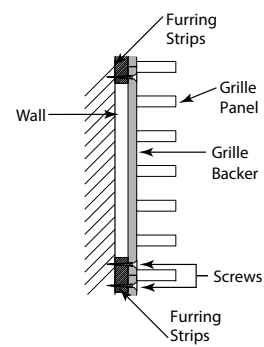
## SYSTEM INSTALLATION DETAILS



Ceiling Backer Assembly



Ceiling Dowel Assembly



Wall Backer Assembly

## PHYSICAL DATA

### Material

Rapidly renewable natural bamboo core

### Surface Finish

Available in Natural & Carbonized shade

### Design Considerations

5-6 Cartons should be opened on site & mixed together before installation. They should be arranged aesthetically with regards to shades and grains

### Fire Performance

ASTM-E84 : Class A

### Relative Humidity

RH 70%

### Application Consideration

Temperature ranging between 20°C-30°C

Installation for indoor application only. The product should not be installed in exterior or semi exterior applications.

### Recommended Suspension Systems

Prelude 43 (Black Recommended)

### Panel Weight

Backer  $\cong$  9kgs/Panel

Dowel  $\cong$  10kgs/Panel

### Warranty

One (1) year limited warranty.

## CONTACT US

### Knauf Ceiling Solutions (India) Private Limited

Boomerang, A-304, Chandivali Farm Road (near Chandivali Studio) Andheri (E), Mumbai - 400 072.

Contact us: 1860 266 7080 | e-mail : Helpdeskindia@knaufarmstrong.com

